

Speed Control

54440 — 3-1/2" Non-Vacuum
54441 — 3-1/2" Basic-Vacuum
54442 — 3-1/2" Deluxe-Vacuum
54443 — 3-1/2" Vac-Ready
54448 — 4" Non-Vacuum
56005 — 5" Non-Vacuum
56006 — 5" Basic-Vacuum
56007 — 5" Deluxe Vacuum
56008 — 5" Vac-Ready
56010 — 6" Non-Vacuum
56011 — 6" Basic Vacuum
56012 — 6" Deluxe Vacuum
56013 — 6" Vac-Ready

Standard

56453
56454
56455
56456
—
56458
56459
56460
56461
56463
56464
56465
56466

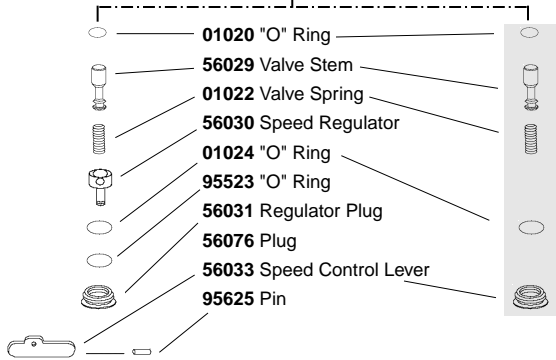
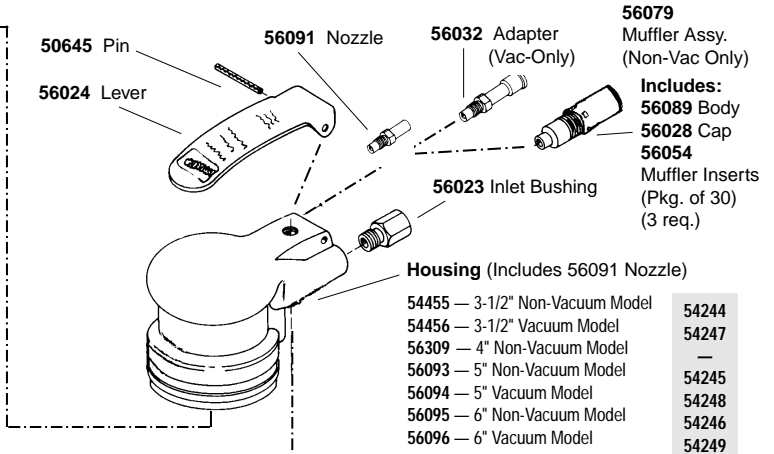
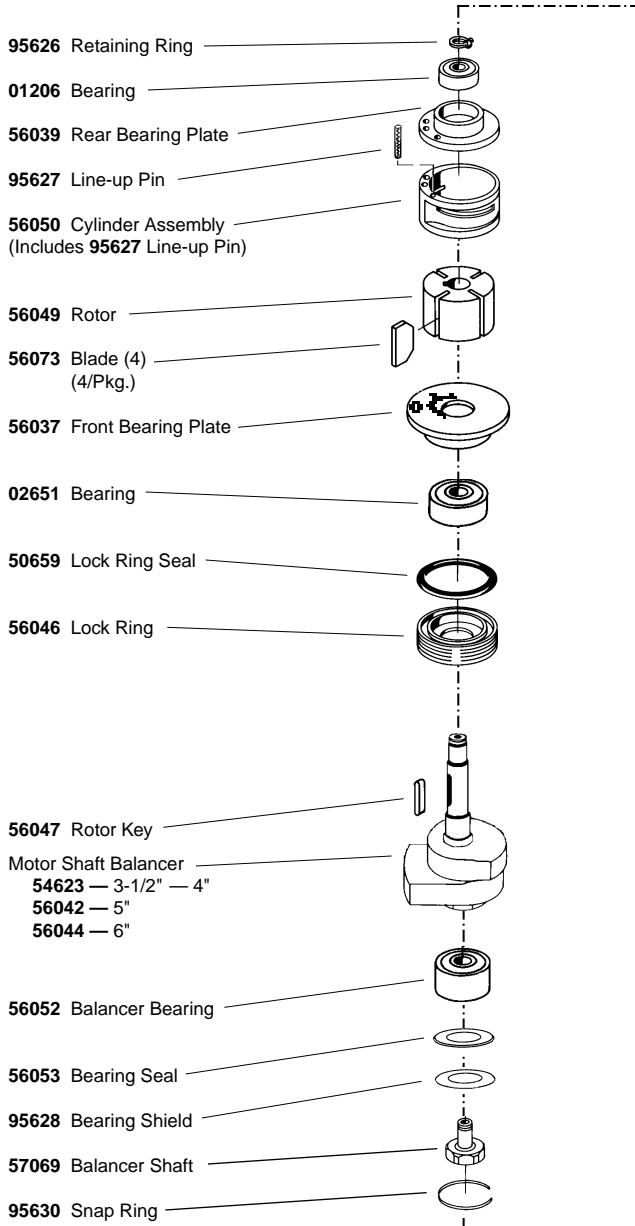
Note: Shaded areas represent standard models only.

Dynorbital® Sander

Air-Powered Random Orbital Sander

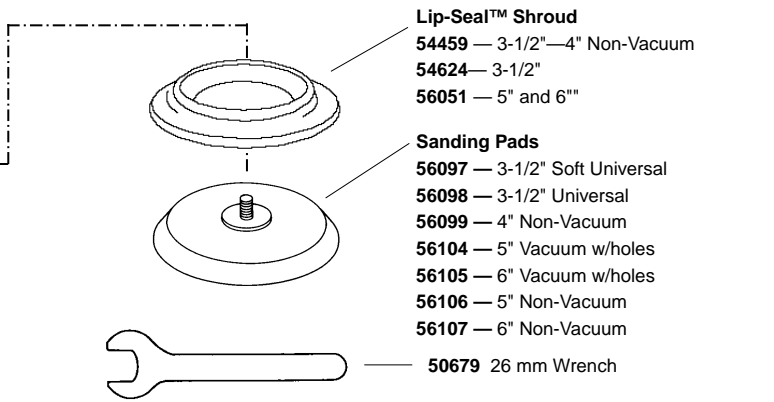


Always operate, inspect and maintain this tool in accordance with the Safety Code for portable air tools (ANSI B186.1) and any other applicable safety codes and regulations. Please refer to Dynabrade's Warning/Safety Operating Instructions for more complete safety information.



Disc Pad Change
Insert wrench (50679) on flats of balancer shaft (57069). Twist off sanding pad by hand. With wrench still in place, hand-tighten new pad on tool. No need to remove shroud.

Required Weight of Pads
3-1/2"-4" Model — Use pad weighing 80g.
5" Model — Use pad weighing 100g.
6" Model — Use pad weighing 130g.



Random Orbital Sander Coated Abrasive Sanding Discs (Sold in complete units only)

3-1/2" Premium Aluminum Oxide Discs			
Part Number No Holes	Grit	Qty. per box	Boxes per unit
93024	80	250	8
93026	120	250	8
93028	180	250	8
93029	220	250	8

5" Premium Aluminum Oxide Discs				
Part Number		Grit	Qty. per roll	Rolls per unit
Non-Vacuum	Vacuum			
93101	93109	80	125	10
93102	93110	100	125	10
93103	93111	120	125	10
93104	93112	150	175	6
93105	93113	180	175	6
93106	93114	220	175	6
93107	93115	240	175	6
93117	93121	280	175	6
93118	93122	320	175	6
93119	93123	360	175	6
93120	93124	400	175	6

6" Premium Aluminum Oxide Discs				
Part Number	Part Number	Grit	Qty. per roll	Rolls per unit
93200	93215	80	125	10
93201	93216	100	125	10
93202	93217	120	125	10
93203	93218	150	175	6
93204	93219	180	175	6
93205	93220	220	175	6
93206	93221	240	175	6
93207	93222	280	175	6
93208	93223	320	175	6
93209	93224	360	175	6
93210	93225	400	175	6

5" Silicon Carbide Discs				
Part Number		Grit	Qty. per roll	Rolls per unit
Non-Vacuum	Vacuum			
93051	93060	80	125	8
93052	93061	100	125	8
93053	93062	120	125	8
93054	93063	150	250	4
93055	93064	180	250	4
93056	93065	220	250	4
93088	93089	240	250	4
93057	93066	280	250	4
93058	93067	320	250	4
93059	93068	400	250	4

6" Silicon Carbide Discs				
Part Number	Part Number	Grit	Qty. per roll	Rolls per unit
93069	93077	80	125	8
93070	93078	100	125	8
93071	93079	120	125	8
93072	93080	150	250	4
93073	93081	180	250	4
93074	93082	220	250	4
93090	93091	240	250	4
93075	93083	280	250	4
93086	93084	320	250	4
93087	93085	400	250	4

IMPORTANT: ALL DYNABRADE AIR TOOLS MUST BE USED WITH A FILTER-REGULATOR-LUBRICATOR TO MAINTAIN ALL WARRANTIES.

All Dynabrade motors use the highest quality parts and metals available and are machined to exacting tolerances. The failure of quality pneumatic motors can most often be traced to an unclean air supply or the lack of lubrication. Air pressure easily forces dirt or water contained in the air supply into motor bearings causing early failure. It often scores the cylinder walls and the rotor blades resulting in limited efficiency and power. Our warranty obligation is contingent upon proper use of our tools and cannot apply to equipment which has been subjected to misuse such as unclean air, wet air or a lack of lubrication during the use of this tool. Frequent drainage of water traps in air lines is recommended.

Each tool on each drop should also be equipped with a secondary air processing unit. This consists of an in-line filter, regulator and lubricator. If the lubricating oil permeating the air in the work area causes danger of contaminating the workpiece, it is suggested that the Dynorbital be hooked up to a central vacuum system or one of our unique vacuum systems that gather all such oil in a paper dust bag. This self contained vacuum system is highly efficient and convenient to use since it does not need to be attached to a separate vacuum system and is as mobile as the machine itself.

IMPORTANT

- Tool RPM rating must never exceed abrasive/accessory RPM rating, regardless of the tool's capacity.
- Check tool speed regularly with a tachometer. If tool is operating at a higher speed than the RPM marked on the tool, the tool should be serviced to correct the cause of this situation before use.
- The air motor of this Dynabrade air tool should be

lubricated with a minimum of 2 drops of Dynabrade Air-Lube (P/N-95842) every 4 hours of use.

- 11289 Air Line Filter-Regulator-Lubricator — Provides accurate air pressure regulation, two-stage filtration of water contaminants and positive-drip lubrication of pneumatic components; operates 28 CFM @ 90 PSI; has 3/8" female ports.

Note: To order replacement parts specify the model and serial number of your machine.

Warning: Hand, wrist and arm injury may result from repetitive work motion and overexposure to vibration.

